



### District Report Card: 2017


<b>State:</b> Odisha	<b>District:</b> Bargarh
<b>Class:</b> 8	<b>Subject:</b> Language
<b>Schools:</b> 50	<b>Students:</b> 1230


### Participation/Coverage


#### Students

<b>GENDER</b> 	Boys		Girls	
	Number	%	Number	%
	594	48.29	636	51.71

<b>AREA</b> 	Rural		Urban	
	Number	%	Number	%
	1107	90.00	123	10.00

<b>CATEGORY</b> 	SC		ST		OBC		GEN	
	Number	%	Number	%	Number	%	Number	%
	287	23.33	313	25.45	588	47.80	42	3.41

<b>CWSN</b> 	LD	VI	HI	S&LD	ID	Oth
	7	6	2	2	2	1

<b>Management</b> 	Government		Government-aided	
	Number	%	Number	%
	1161	94.39	69	5.61

### Average Performance of Students in Language (%)

Overall	Gender		Area		Management		Social Group			
	Male	Female	Rural	Urban	Govt.	Aided	SC	ST	OBC	GEN
50.07	49.54	50.57	49.71	53.33	49.80	54.59	47.34	46.60	53.13	51.75

### Performance on Learning Outcomes (LOs)

Learning Outcomes	Description	Average Performance(%)
L813	Read textual/non-textual materials with comprehension and identifies the details, characters, main idea and sequence of ideas and events while reading	50.07

Range of Performance of Students who Answered Correctly							
Below 30%		30% - 50%		50% - 75%		Above 75%	
Number	%	Number	%	Number	%	Number	%
263	21.38	356	28.94	447	36.34	164	13.33

### Lowest Performing Learning Outcomes (LOs)

1 - Read textual/non-textual materials with comprehension and identifies the details, characters, main idea and sequence of ideas and events while reading (50.07)